

HangerMate® anchors were designed to speed installation of fire sprinkler, HVAC, refrigeration, general piping, and electrical systems. They can also be used to install strut channels, cable trays, suspended ceiling grids, bridle rings and eye-rods.

HangerMate anchors can replace beam clamps, powder-actuated stud pins, eye sockets, or ceiling flanges, and eliminate labor-intensive operations such as pre-punching or drilling of steel components.

Installation Made Simpler

The entire system has been re-engineered so only one driver is needed for all anchor sizes, based on your drive tool and the material being fastened. Preparing concrete applications is accomplished with a standard 1/4" drill bit.

Two head styles are available:

- HangerMate® vertical-mount anchors feature a tapped head to permit in-line mounting of threaded rod systems
- HangerMate® side-mount anchors feature a cross-drilled and tapped head to permit side-mounting of threaded rod systems

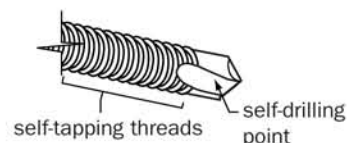


Both styles feature a wide array of thread and point styles for use in steel, concrete, masonry or wood applications. Many styles are Factory Mutual (FM) approved or Underwriters Lab (UL) listed (see following pages).

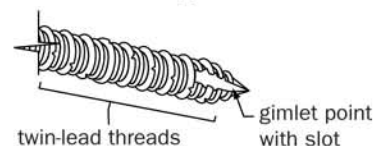
Find out just how versatile and beneficial the HangerMate® anchoring system can be.

Features

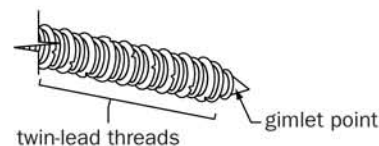
- Solid, one-piece, cold formed and machined anchor
- Entire system requires only one driver (except for new HangerMate® LG anchors)
- Heads precision drilled and tapped to accept 3/8-16 or 1/4-20 threaded components[†]
- Different thread and point styles available to meet the requirements of specific application materials
- Special hex nuts supplied as required
- Many styles UL listed and/or FM approved



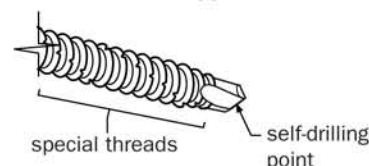
for steel applications



for wood applications



for concrete applications



for steel, wood or concrete applications










Benefits

- Ease assembly of HVAC, fire sprinkler, refrigeration, general piping, and electrical systems for ceiling- or wall-mounted applications
- New LG style allows installation of threaded rod systems into light-gage metals
- New MP style can be used in metal, wood or concrete










[†] New EZE270 adapter allows installation of 1/2-13 threaded rod components

Steel Applications*

Vertical Mount – End-Drilled Head

	Rod Size	Steel Thickness	Elco Cat. No.	Description	UL Pipe Size	UL Steel Thickness	FM Pipe Size	FM Steel Thickness
	1/4-20	.060 – .250	EZG160	1/4-20X1 #3 point	N/A	N/A	N/A	N/A
	3/8-16	.060 – .125	EZG450	1/4-20X1 #2 point	4"	0.125"		
	3/8-16	.060 – .250	EZG470	1/4-20X1 #3 point	4"	0.125"	4"	12 ga.
	3/8-16	.060 – .250	EZG471	1/4-20X1 #3 point w/nuts	4"	0.060"	4"	16 ga.
	3/8-16	.060 – .250	EZG490	1/4-20X1-1/2 #3 point	4"	0.125"	4"	12 ga.
	3/8-16	.060 – .250	EZG491	1/4-20X1-1/2 #3 point w/nuts	4"	0.060"	4"	16 ga.
	3/8-16	.060 – .250	EZG530	1/4-20X2 #3 point			4"	0.125"
	3/8-16	.060 – .250	EZG540	1/4-20X3 #3 point				
	3/8-16	.187 – .500	EZG510	1/4-20X1-1/2 #5 point	4"	0.125"	4"	0.125"
	3/8-16	.060 – .500	EZG511	1/4-20X1-1/2 #5 point w/nuts	4"	0.060"	4"	16 ga.
 † NEW	1/4-20	26 ga. –.187"	EZG610	1/4-20 collapsing insert	N/A	N/A	N/A	N/A
 NEW	3/8-16	26 ga. –.187"	EZG580	1/4-20X1; use with EZG610	2.5"	22 ga.	4"	12 ga.
 NEW	3/8-16	26 ga. –.187"	EZG590	1/4-20X1; use with EZG610	3.5"	18 ga.	4"	12 ga.
 NEW	3/8-16	26 ga. –.187"	EZG600	1/4-20X1; use with EZG610	4"	16 ga.	4"	12 ga.

Horizontal Mount – Cross-Drilled Head

	Rod Size	Steel Thickness	Elco Cat. No.	Description	UL Pipe Size	UL Steel Thickness	FM Pipe Size	FM Steel Thickness
	1/4-20	.060 – .250	EZH155	1/4-20X1 #3 point	N/A	N/A	N/A	N/A
	3/8-16	.060 – .125	EZH455	1/4-20X1 #2 point				
	3/8-16	.060 – .250	EZH475	1/4-20X1 #3 point				
	3/8-16	.060 – .250	EZH476	1/4-20X1 #3 point w/nuts	4"	0.060"	4"	16 ga.
	3/8-16	.060 – .250	EZH495	1/4-20X1-1/2 #3 point				
	3/8-16	.060 – .250	EZH496	1/4-20X1-1/2 #3 point w/nuts	4"	0.060"	4"	16 ga.
	3/8-16	.187 – .500	EZH515	1/4-20X1-1/2 #5 point				
	3/8-16	.060 – .500	EZH516	1/4-20X1-1/2 #5 point w/nuts	4"	0.060"	4"	16 ga.
	3/8-16	.060 – .250	EZH535	1/4-20X2 #3 point				

NOTE: It is the responsibility of the installer to determine the application-specific details under which a code approval or listing was granted. Contact Elco Construction Products for more information.




***Installation in Steel or Wood Applications:**

Use EZE215 drive socket (see next page). Hex drive will automatically disengage when anchor is seated.



†Collapsing insert EZG610 can be used alone to install 1/4-20 threaded components or with EZG580, EZG590 or EZG600 hangers to install 3/8-16 threaded components.

Wood Applications*

Vertical Mount – End-Drilled Head



	Rod Size	Elco Cat. No.	Description	UL Pipe Size	FM Pipe Size
	1/4-20	EZG315	5/16X2-1/4	NA	NA
	3/8-16	EZG650	5/16X2-1/4	4"	4"
	3/8-16	EZG670	5/16X3	4"	4"

Horizontal Mount – Cross-Drilled Head



	Rod Size	Elco Cat. No.	Description	UL Pipe Size	FM Pipe Size
	1/4-20	EZH320	5/16X2-1/4	NA	NA
	3/8-16	EZH665	5/16X2-1/4	3-1/2"	

Concrete Applications**

Vertical Mount – End-Drilled Head



	Rod Size	Elco Cat. No.	Description	UL Pipe Size	FM Pipe Size
	1/4-20	EZG365	5/16X2-1/4	NA	NA
	3/8-16	EZG730	5/16X2-1/4		4"

Horizontal Mount – Cross-Drilled Head

	Rod Size	Elco Cat. No.	Description	UL Pipe Size	FM Pipe Size
	1/4-20	EZH370	5/16X2-1/4	NA	NA
	3/8-16	EZH735	5/16X2-1/4		4"

Steel, Wood or Concrete

Vertical Mount – End-Drilled Head

	Rod Size	Elco Cat. No.	Description	UL Pipe Size	FM Pipe Size
	1/4-20	EZG910	1/4-10X2	NA	NA
	3/8-16	EZG930	1/4-10X2		

Horizontal Mount – Cross-Drilled Head

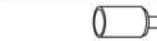





	Rod Size	Elco Cat. No.	Description	UL Pipe Size	FM Pipe Size
	3/8-16	EZH935	1/4-10X2	NA	NA





All Materials – Adapter for Hanging 1/2" Rod†

	Rod Size	Elco Cat. No.	Description	UL Pipe Size	FM Pipe Size
	1/2-13	EZE270		NA	NA

† Simply install any 3/8" HangerMate® anchor as required, then thread EZE270 adapter into it. Use of adapter does not increase performance value of 3/8" HangerMate® anchor. Check corresponding 3/8" anchor spec sheet for load-carrying capacity and add appropriate safety factor.

Installation Tools

	Elco Cat. No.	Description
	EZE215	Drive Socket
	EZE220	Drive Sleeve
	EZE240	Drill Bit Adapter
	EZE320	25/64 Drill Bit with Stop Collar
	EZE340	ANSI 1/4" Tanged Drill Bit for Hammer Drills
	EZE350	ANSI 1/4" SDS Drill Bit for Rotary Hammer Drills

	Elco Cat. No.	Description
	EZE360	7/32" Tanged Drill Bit for Hammer Drills
	EZE380	7/32" SDS Drill Bit for Rotary Hammer Drills
	EZE290	Tool for EZG580/EZG590/EZG600/EZG610 components
	ELY100	Drill Bit Adapter for 7/32" drill bit

NOTE: It is the responsibility of the installer to determine the application-specific details under which a code approval or listing was granted. Contact Elco Construction Products for more information.

** Installation into Concrete/Masonry Applications

Insert tanged bit (EZE340) in bit holder (EZE240), or use SDS bit (EZE350). Drill hole, then slide concrete drive socket (EZE220) over bit and onto hex. Insert anchor into socket and install. Parts can also be installed in concrete using standard 1/4" masonry bit to drill hole and use EZE215 drive socket to set anchor.

Steel Applications

Average Ultimate Value (lbs)*

Cat#	Rod Size	Anchor Shank	Steel Thickness					
			.062"	.074"	.104"	.125"	.1875"	.250"

End-Drilled Anchors

EZG160	1/4-20	1/4-20	786	1139	1738	2376	4694	5994
EZG450	3/8-16	1/4-20	922	1351	2273	2488	N/A	N/A
EZG470	3/8-16	1/4-20	786	1139	1738	2376	4694	5994
EZG471	3/8-16	1/4-20	3435	4024	4279	4692	5812	5909
EZG490	3/8-16	1/4-20	786	1139	1738	2376	4694	5994
EZG491	3/8-16	1/4-20	3435	4024	4279	4692	5812	5909
EZG510	3/8-16	1/4-20	N/A	N/A	N/A	N/A	3677	5207
EZG511	3/8-16	1/4-20	3435	4024	4279	4692	5812	5909
EZG530	3/8-16	1/4-20	786	1139	1738	2376	4694	5994
EZG540	3/8-16	1/4-20	786	1139	1738	2376	4694	5994

Cat#	Rod Size	Anchor Shank	Steel Thickness					
			.062"	.074"	.104"	.111"	.189"	.248"

Cross-Drilled Anchors

EZH155	1/4-20	1/4-20	1739	1944	2420	2570	2809	2809
EZH455	3/8-16	1/4-20	1860	2071	2516	2606		N/A
EZH475	3/8-16	1/4-20	1739	1944	2420	2570	2809	2809
EZH476	3/8-16	1/4-20	2756	2753	2809	2809	2809	2809
EZH495	3/8-16	1/4-20	1739	1944	2420	2570	2809	2809
EZH496	3/8-16	1/4-20	2756	2753	2809	2809	2809	2809
EZH515	3/8-16	1/4-20	N/A	N/A	N/A	N/A	3529	3529
EZH516	3/8-16	1/4-20	2756	2753	2809	2809	2809	2809
EZH535	3/8-16	1/4-20	2756	2753	2809	2809	2809	2809

Light-gage Steel Applications

Cat #	EZG580	EZG590	EZG600
Max. Pipe Diameter	2.5"	3.5"	4"
Min. Steel Thickness	22 ga.	18 ga	16 ga

Ultimate Tensile Load¹

Gage	26	22	20	18	16
Ultimate Tensile Load	848	1025	1153	1410	1880

Wood Applications

Average Ultimate Value (lbs)*

Cat#	Rod Size	Anchor Shank	Douglas Fir	Southern Pine	Hemfir
------	----------	--------------	-------------	---------------	--------

End-Drilled Anchors

EZG315	1/4-20	5/16-14	2487	2162	1768
EZG650	3/8-16	5/16-14	2487	2162	1768
EZG670	3/8-16	5/16-14	2487	2162	1768

Cross-Drilled Anchors

EZH320	1/4-20	5/16-14	1801	1460	1451
EZH665	3/8-16	5/16-14	1801	1460	1451

Concrete Applications

Average Ultimate Value (lbs)*

Cat#	Rod Size	Anchor Shank	3650 PSI Concrete
------	----------	--------------	-------------------

End-Drilled Anchors

EZG365	1/4-20	5/16-14	2188
EZG730	3/8-16	5/16-14	2188

Cross-Drilled Anchors

EZH370	1/4-20	5/16-14	2767
EZH735	3/8-16	5/16-14	2767

HangerMate® MP Anchors – End-drilled Product Only

Average Ultimate Value (lbs)

Application Material	Performance Values – End-drilled Products Only
Southern Pine	1541
16 ga. steel	880
14 ga. steel	1106
12 ga. steel	1754
1/8" steel	2505
Concrete (3300 psi)	2933

Product and Warranty Information

- Code listings and approvals require that HangerMate anchors be installed with HangerMate drive sockets.
- Shoulders of installed HangerMate anchors must be flush to the metal, masonry or wood substrate materials. HangerMate anchors should not be subjected to vibratory or shock loads resulting from such applications as anchorings for reciprocating machinery, crane rails or hoists.
- Care should be taken to not damage HangerMate anchors or the substrate into which they are installed when loading pipe, installing cable tray, or otherwise suspending components from HangerMate anchors. Failure to do so may result in significant loss of holding power.
- As with all cutting tools and fasteners, normal safety precautions should be observed to avoid electrical installations, other utilities and reinforcement bars; careful use will provide the utmost safety and reliability.
- The wearing of safety glasses by users and persons in the vicinity is required by Federal Law.

This literature was prepared as an introductory summary of the HangerMate® threaded rod anchoring system from Elco Construction Products and is not, therefore, intended to describe all hazards, limitations, warnings, precautions, etc. pertaining to the use of the product. The information and data presented herein are believed to be accurate and reliable, however, due to the wide variety of possible intervening factors, the suitability of the product for the use intended is the sole responsibility of the user. Specifications and other information contained herein supersede all previously published material and are subject to change without notice.

All HangerMate® anchors are warranted to be manufactured free from defects in material and workmanship. Under this warranty, Elco Construction Products will provide, at no charge, replacement product for any HangerMate® anchors proven to be defective when installed in accordance with our published recommendations and in applications considered by us as suitable for this product. This warranty is in lieu of any and all warranties, expressed or implied, and in no case will Elco Construction Products be liable for incidental, liquidated or consequential damages.

* Performance Testing Notes:

- The loads indicated above are average ultimate values achieved under laboratory conditions and appropriate safety factors should be applied for design purposes.
- NFPA (National Fire Protection Assoc.) minimum fastening requirements are five times the weight of a 15 foot section of water filled pipe plus 250 lbs. This is 1475 lbs. for 4" pipe.
- All test values were obtained using 3/8-16 rod. When 1/4-20 rod is used, the strength of the rod may be less than the pull-out values of the anchors.
- Loads were determined by testing products in the orientation for which they were designed to be used. End-drilled parts were pulled in line with the anchor's axis while cross-drilled parts were tested with the force perpendicular to the axis.

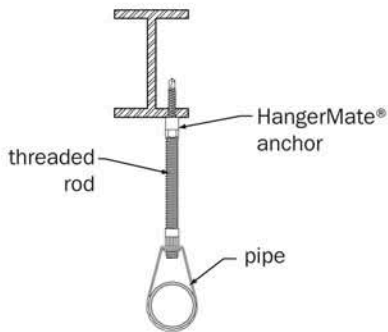
Information Available Online!

Visit www.elcoconstruction.com for the most up-to-date information and specifications on HangerMate anchors and other quality products for construction available from Elco Construction Products.

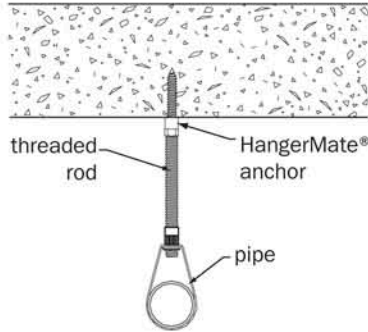


Typical Applications

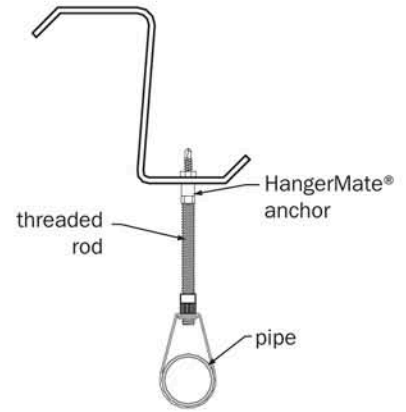
Vertical-mount/In-line Applications



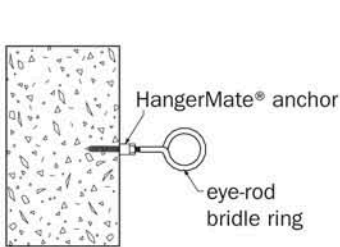
Piping System to Bar Joist



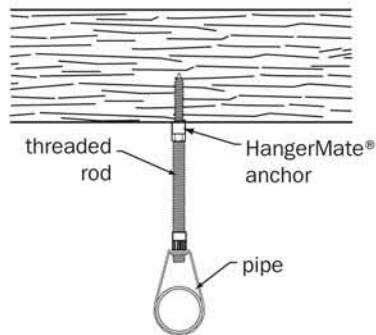
Piping System to Concrete



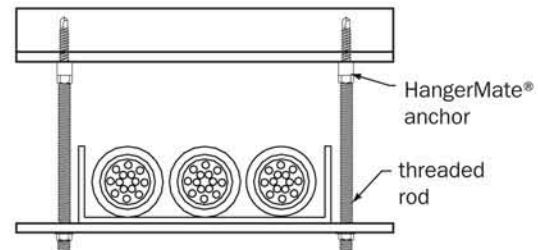
Piping System to Z-purlin



Eye-Rod for Cable/Coaxial/Electrical to Concrete

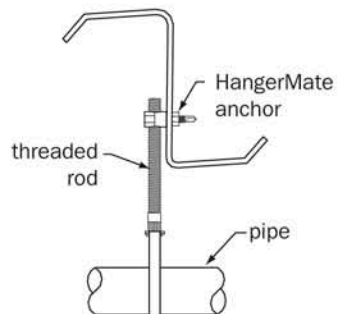


Piping System to Wood

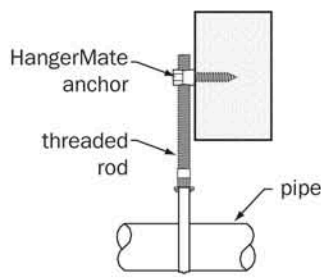


Cable Tray to Steel Channel

Side-mount Applications



Piping System to Z-purlin



Piping System to Concrete or Wood

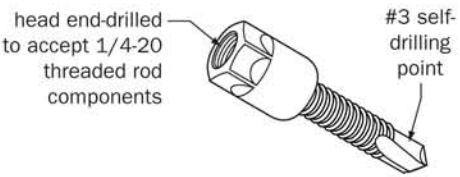
HangerMate® anchors were designed to speed installation of:

- fire sprinkler
- HVAC
- refrigeration
- general piping
- electrical/lighting systems
- strut channels
- cable trays
- suspended ceiling grids
- bridle rings
- eye rods





HangerMate® Threaded Rod Anchoring System EZG160 Anchors



Features & Benefits

- End-drilled and tapped for attaching 1/4-20 threaded components to steel
- Solid, one piece cold formed part; head cannot spin off or unscrew from body
- #3 self-drilling point for steel thicknesses of .060 – .250"

Performance Values for EZG160 Anchor

Steel Thickness	Average Ultimate Value (lbs)
0.062"	786
0.074"	1139
0.104"	1738
0.125"	2376
0.1875"	4694
0.250"	5994

1. The loads indicated above are average ultimate values achieved under laboratory conditions and appropriate safety factors should be applied for design purposes.
2. NFPA (National Fire Protection Assoc.) minimum fastening requirements are five times the weight of a 15 ft section of water-filled pipe plus 250 lbs. This is 1475 lbs. for 4" pipe.
3. All test values were obtained using 3/8-16 rod. When 1/4-20 rod is used, the strength of the rod may be less than the pull-out values of the anchors.
4. Loads were determined by testing products in the orientation for which they were designed to be used. End-drilled parts were pulled in line with the anchor's axis while cross-drilled parts were tested with the force perpendicular to the axis.

EZG160 HangerMate® Anchors

Application Material:
Steel .060" – .250"

Specification:
1/4" shank diameter, one-piece anchor with end-drilled head to accept 1/4-20 threaded rod and components, #3 self-drilling point and self-tapping threads

UL Listings and FM Approvals:
None (1/4-20 rod not used for sprinkler applications)

Head Style:
9/16" diameter head end-drilled and tapped to accept 1/4-20 threaded components

Head Height:
3/4"

Drive Hex Size:
1/2" across flats

Shank Length:
1"

Shank Threads:
1/4-20 self-tapping

Point Type:
#3 self-drilling

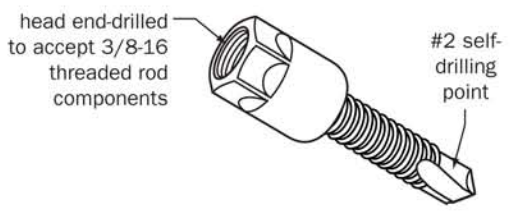
Material & Heat Treat:
Carbon steel (AISI C10B21) case hardened and tempered

Finish:
Zinc plated per ASTM B633 Type II Class 5

- Installation Tools:**
- HangerMate® drive socket: EZE215 with safety set feature; automatically disengages when anchor is seated
 - Recommended power tool: Contractor-grade screw gun; 12 volt min. cordless or 4.5 amp min. corded tool 1300 – 2000 rpm



HangerMate® Threaded Rod Anchoring System EZG450 Anchors



Features & Benefits

- End-drilled and tapped for attaching 3/8-16 threaded components to steel
- Solid, one piece cold formed part; head cannot spin off or unscrew from body
- #2 self-drilling point for steel
- Provides increased pullout in thinner material thicknesses of .060"– .125"

Performance Values for EZG450 Anchor

Steel Thickness	Average Ultimate Value (lbs)
0.062"	922
0.074"	1351
0.104"	2273
0.125"	2488
0.1875"	N/A
0.250"	N/A

1. The loads indicated above are average ultimate values achieved under laboratory conditions and appropriate safety factors should be applied for design purposes.

2. NFPA (National Fire Protection Assoc.) minimum fastening requirements are five times the weight of a 15 ft section of water-filled pipe plus 250 lbs. This is 1475 lbs. for 4" pipe.

3. Loads were determined by testing products in the orientation for which they were designed to be used. End-drilled parts were pulled in line with the anchor's axis while cross-drilled parts were tested with the force perpendicular to the axis.

EZG450 HangerMate® Anchors

Application Material:
Steel .060" – .125"

Specification:
1/4" shank diameter, one-piece anchor with end-drilled head to accept 3/8-16 threaded rod and components, #2 self-drilling point and self-tapping threads

UL Listings and FM Approvals:
• UL listed for 4" pipe minimum steel thickness of 0.125"

Head Style:
9/16" diameter head end-drilled and tapped to accept 3/8-16 threaded components

Head Height:
3/4"

Drive Hex Size:
1/2" across flats

Shank Length:
1"

Shank Threads:
1/4-20 self-tapping

Point Type:
#2 self-drilling

Material & Heat Treat:
Carbon steel (AISI C10B21) case hardened and tempered

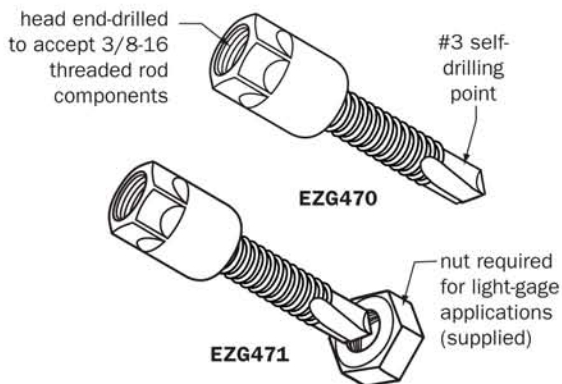
Finish:
Zinc plated per ASTM B633 Type II Class 5

Installation Tools:

- HangerMate® drive socket: EZE215 with safety set feature; automatically disengages when anchor is seated
- Recommended power tool: Contractor-grade screw gun; 12 volt min. cordless or 4.5 amp min. corded tool 1300 – 2000 rpm



HangerMate® Threaded Rod Anchoring System EZG470 & EZG471 Anchors



Features & Benefits

- End-drilled and tapped for attaching 3/8-16 threaded components to steel
- Solid, one piece cold formed part; head cannot spin off or unscrew from body
- #3 self-drilling point for steel thicknesses of .060 – .250"
- EZG471 includes backing nuts which greatly improves pullout values in thin material and are required to meet certain UL/FM requirements

Performance Values for EZG470 Anchor (no nut)

Steel Thickness	Average Ultimate Value (lbs)
0.062"	786
0.074"	1139
0.104"	1738
0.125"	2376
0.1875"	4694
0.250"	5994

Performance Values for EZG471 Anchor (with nut)

Steel Thickness	Average Ultimate Value (lbs)
0.062"	3435
0.074"	4024
0.104"	4279
0.125"	4692
0.1875"	5812
0.250"	5909

1. The loads indicated above are average ultimate values achieved under laboratory conditions and appropriate safety factors should be applied for design purposes.
2. NFPA (National Fire Protection Assoc.) minimum fastening requirements are five times the weight of a 15 ft section of water-filled pipe plus 250 lbs. This is 1475 lbs. for 4" pipe.
3. Loads were determined by testing products in the orientation for which they were designed to be used. End-drilled parts were pulled in line with the anchor's axis while cross-drilled parts were tested with the force perpendicular to the axis.

EZG470 & EZG471 HangerMate® Anchors

Application Material:

Steel .060" – .250"

Specification:

1/4" shank diameter, one-piece anchor with end-drilled head to accept 3/8-16 threaded rod and components, #3 self-drilling point and self-tapping threads

UL Listings and FM Approvals:

- EZG470 is UL listed for 4" pipe in a minimum steel thickness of 0.125" and FM approved for 4" pipe in a minimum steel thickness of 12 gage (0.10")
- EZG471 (with nuts) is UL listed and FM approved for 4" pipe in 16 gage steel (0.060")

Head Style:

9/16" diameter head end-drilled and tapped to accept 3/8-16 threaded components

Head Height:

3/4"

Drive Hex Size:

1/2" across flats

Shank Length:

1"

Shank Threads:

1/4-20 self-tapping

Point Type:

#3 self-drilling

Material & Heat Treat:

Carbon steel (AISI C10B21) case hardened and tempered

Finish:

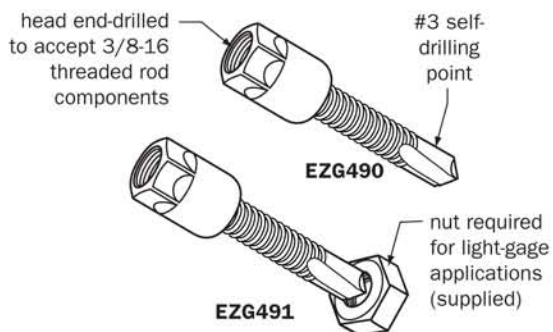
Zinc plated per ASTM B633 Type II Class 12

Installation Tools:

- HangerMate® drive socket: EZE215 with safety set feature; automatically disengages when anchor is seated
- Recommended power tool: Contractor-grade screw gun; 12 volt min. cordless or 4.5 amp min. corded tool 1300 – 2000 rpm

HangerMate® Threaded Rod Anchoring System

EZG490 & EZG491 Anchors



Features & Benefits

- End-drilled and tapped for attaching 3/8-16 threaded components to steel
- Solid, one piece cold formed part; head cannot spin off or unscrew from body
- #3 self-drilling point for steel thicknesses of .060 – .250"
- EZG491 includes backing nuts which greatly improves pullout values in thin material and are required to meet certain UL/FM requirements

Performance Values for EZG490 Anchor (no nut)

Steel Thickness	Average Ultimate Value (lbs)
0.062"	786
0.074"	1139
0.104"	1738
0.125"	2376
0.1875"	4694
0.250"	5994

Performance Values for EZG491 Anchor (with nut)

Steel Thickness	Average Ultimate Value (lbs)
0.062"	3435
0.074"	4024
0.104"	4279
0.125"	4692
0.1875"	5812
0.250"	5909

1. The loads indicated above are average ultimate values achieved under laboratory conditions and appropriate safety factors should be applied for design purposes.

2. NFPA (National Fire Protection Assoc.) minimum fastening requirements are five times the weight of a 15 ft section of water-filled pipe plus 250 lbs. This is 1475 lbs. for 4" pipe.

3. Loads were determined by testing products in the orientation for which they were designed to be used. End-drilled parts were pulled in line with the anchor's axis while cross-drilled parts were tested with the force perpendicular to the axis.

EZG490 & EZG491 HangerMate® Anchors

Application Material:

Steel .060" – .250"

Specification:

1/4" shank diameter, one-piece anchor with end-drilled head to accept 3/8-16 threaded rod and components, #3 self-drilling point and self-tapping threads

UL Listings and FM Approvals:

- EZG490 is UL listed for 4" pipe minimum steel thickness of 0.125" and FM approved for 4" pipe in minimum steel thickness of 12 gage (0.10")
- EZG491 (with nuts) is UL listed and FM approved for 4" pipe in 16 gage steel (0.060")

Head Style:

9/16" diameter head end-drilled and tapped to accept 3/8-16 threaded components

Head Height:

3/4"

Drive Hex Size:

1/2" across flats

Shank Length:

1-1/2"

Shank Threads:

1/4-20 self-tapping

Point Type:

#3 self-drilling

Material & Heat Treat:

Carbon steel (AISI C10B21) case hardened and tempered

Finish:

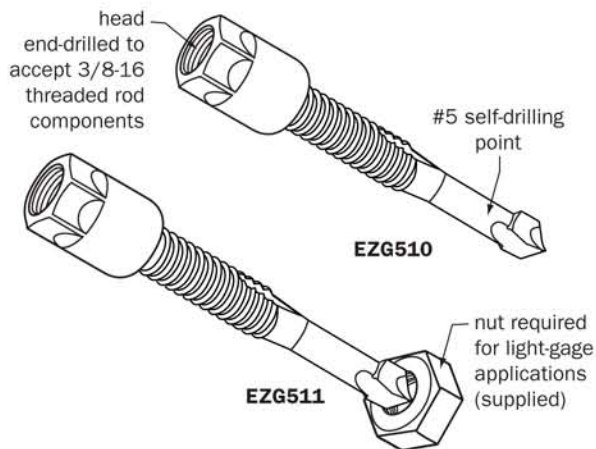
Zinc plated per ASTM B633 Type II Class 12

Installation Tools:

- HangerMate® drive socket: EZE215 with safety set feature; automatically disengages when anchor is seated
- Recommended power tool: Contractor-grade screw gun; 12 volt min. cordless or 4.5 amp min. corded tool 1300 – 2000 rpm

HangerMate® Threaded Rod Anchoring System

EZG510 & EZG511 Anchors



EZG510 & EZG511 HangerMate® Anchors

Application Material:

Steel .187" – .500"

Specification:

1/4" shank diameter, one-piece anchor with end-drilled head to accept 3/8-16 threaded rod and components, #5 self-drilling point and self-tapping threads

UL Listings and FM Approvals:

- EZG510 is UL listed and FM approved for 4" pipe in minimum steel thickness of 0.125"
- EZG511 (with nuts) is UL listed and FM approved for 4" pipe in 16 gage steel (0.060")

Head Style:

9/16" diameter head end-drilled and tapped to accept 3/8-16 threaded components

Head Height:

3/4"

Drive Hex Size:

1/2" across flats

Shank Length:

1-1/2"

Shank Threads:

1/4-20 self-tapping

Point Type:

#5 self-drilling

Material & Heat Treat:

Carbon steel (AISI C10B21) case hardened and tempered

Finish:

Zinc plated per ASTM B633 Type II Class 12

Installation Tools:

- HangerMate® drive socket: EZE215 with safety set feature; automatically disengages when anchor is seated
- Recommended power tool: Contractor-grade screw gun; 12 volt min. cordless or 4.5 amp min. corded tool 1300 – 2000 rpm

Features & Benefits

- End-drilled and tapped for attaching 3/8-16 threaded components to steel
- Solid, one piece cold formed part; head cannot spin off or unscrew from body
- #5 self-drilling point for steel is designed for thicknesses of .187" – .500" but can be used with backing nuts in thinner applications
- EZG511 includes backing nuts which are required to meet certain UL/FM requirements

Performance Values for EZG490 Anchor (no nut)

Steel Thickness	Average Ultimate Value (lbs)
0.062" - 0.125"	N/A
0.1875"	3677
0.250"	5207

Performance Values for EZG491 Anchor (with nut)

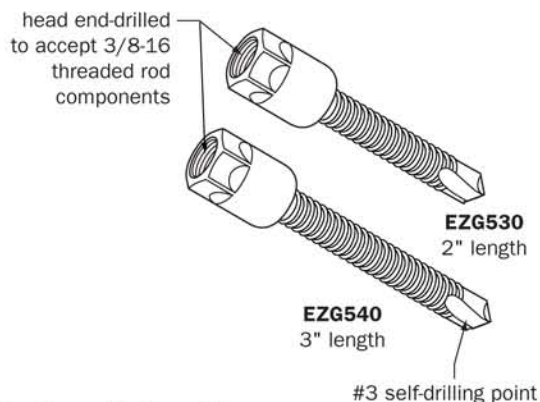
Steel Thickness	Average Ultimate Value (lbs)
0.062"	3435
0.074"	4024
0.104"	4279
0.125"	4692
0.1875"	5812
0.250"	5909

1. The loads indicated above are average ultimate values achieved under laboratory conditions and appropriate safety factors should be applied for design purposes.

2. NFPA (National Fire Protection Assoc.) minimum fastening requirements are five times the weight of a 15 ft section of water-filled pipe plus 250 lbs. This is 1475 lbs. for 4" pipe.

3. Loads were determined by testing products in the orientation for which they were designed to be used. End-drilled parts were pulled in line with the anchor's axis while cross-drilled parts were tested with the force perpendicular to the axis.

HangerMate® Threaded Rod Anchoring System EZG530 & EZG540 Anchors



Features & Benefits

- End-drilled and tapped for attaching 3/8-16 threaded components to steel
- Solid, one piece cold formed part; head cannot spin off or unscrew from body
- #3 self-drilling point for steel thicknesses of .060 – .250"

Performance Values for EZG530 & EZG540 Anchors

Steel Thickness	Average Ultimate Value (lbs)
0.062"	786
0.074"	1139
0.104"	1738
0.125"	2376
0.1875"	4694
0.250"	5994

1. The loads indicated above are average ultimate values achieved under laboratory conditions and appropriate safety factors should be applied for design purposes.

2. NFPA (National Fire Protection Assoc.) minimum fastening requirements are five times the weight of a 15 ft section of water-filled pipe plus 250 lbs. This is 1475 lbs. for 4" pipe.

3. Loads were determined by testing products in the orientation for which they were designed to be used. End-drilled parts were pulled in line with the anchor's axis while cross-drilled parts were tested with the force perpendicular to the axis.

EZG530 & EZG540 HangerMate® Anchors

Application Material:

Steel .060" – .250"

Specification:

1/4" shank diameter, one-piece anchor with end-drilled head to accept 3/8-16 threaded rod and components, #3 self-drilling point and self-tapping threads

UL Listings and FM Approvals:

- EZG530 only is FM approved for 4" pipe in minimum steel thickness of 0.125"

Head Style:

9/16" diameter head end-drilled and tapped to accept 3/8-16 threaded components

Head Height:

3/4"

Drive Hex Size:

1/2" across flats

Shank Length:

EZG530: 2"

EZG540: 3"

Shank Threads:

1/4-20 self-tapping

Point Type:

#3 self-drilling

Material & Heat Treat:

Carbon steel (AISI C10B21) case hardened and tempered

Finish:

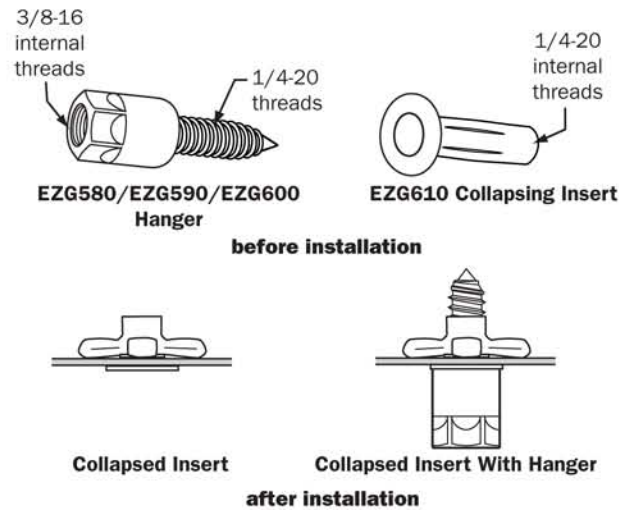
Zinc plated per ASTM B633 Type II Class 5

Installation Tools:

- HangerMate® drive socket: EZE215 with safety set feature; automatically disengages when anchor is seated
- Recommended power tool: Contractor-grade screw gun; 12 volt min. cordless or 4.5 amp min. corded tool 1300 – 2000 rpm



HangerMate® LG Threaded Rod Anchoring System EZG580/EZG590/EZG600/ EZG610 Components



- Collapsible insert (EZG610) forms a large bearing area; can be used with or without* hanger component
- Hangers (EZG580, EZG590 & EZG600) are traditional HangerMate® one-piece design, end drilled & tapped for 3/8-16 threaded components
- Allows use in very thin materials and/or blind applications
- Installation is fast and easy

* Insert accepts 1/4-20 threaded components and hanger; combined hanger and insert combination accepts 3/8-16 threaded components

Performance Values for EZG580, EZG590, EZG600 Components

UL Listed Applications

Cat #	EZG580	EZG590	EZG600
Max. Pipe Diameter	2.5"	3.5"	4"
Min. Steel Thickness	22 ga.	18 ga	16 ga

Note: When used in UL listed applications, the EZG580, EZG590 & EZG600 must be used for the maximum pipe size and in the minimum material thickness indicated. For inspection purposes, the EZG580 & EZG590 have the maximum pipe size stamped on the side of the head. The EZG600 does not require a mark since it is listed for 4" pipe. For non-UL applications, use any of the parts based on Ultimate Tensile Load table below.

Ultimate Tensile Load¹

Gage	26	22	20	18	16
Ultimate Tensile Load	848	1025	1153	1410	1880

1. The loads indicated above are average ultimate values achieved under laboratory conditions and appropriate safety factors should be applied for design purposes.

EZG580/EZG590/EZG600 HangerMate® Components

Application Material:

Steel 26 ga. – .187"; requires 25/64" pre-drilled hole

Specification:

Hanger: 1/4" shank diameter, one-piece anchor with end-drilled head to accept 3/8-16 threaded rod and components. Insert collapses during installation to form large bearing surface.

UL Listings:

EZG580: max. 2.5" pipe in min. 22 gage steel

EZG590: max. 3.5" pipe in min. 18 gage steel

EZG600: max. 4" pipe in min. 16 gage steel

Note: When used in UL listed applications, the EZG580, EZG590 & EZG600 must be used for the maximum pipe size and in the minimum material thickness indicated. For inspection purposes, the EZG580 & EZG590 have the maximum pipe size stamped on the side of the head. The EZG600 does not require a mark since it is listed for 4" pipe. For non-UL applications, use any of the parts based on Ultimate Tensile Load table to the left.

FM Approvals:

EZG580, EZG590 and EZG600: 4" pipe in minimum steel thickness of 0.105" (12 gage)

Head Style (EZG580, EZG590, EZG600):

9/16" diameter head end-drilled and tapped to accept 3/8-16 threaded components

Head Height (EZG580, EZG590, EZG600):

3/4"

Shank Length (EZG580, EZG590, EZG600):

1"

Collapsing Insert: (EZG610)

9/16" head, .060" thick, 1" under head

Material & Heat Treat:

- Hanger: Carbon steel (AISI C10B21); Grade 5.2 heat treat
- Collapsing insert: Carbon steel (AISI C1008/1010); no heat treat

Finish:

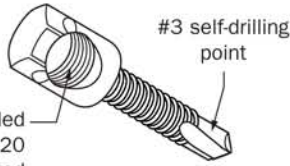
Hanger and collapsing insert: Zinc plated per ASTM B633 Type II Class 12

Installation Accessories:

Use collared 25/64" drill bit (EZE320) to pre-drill hole. Must use EZE290 tool to install collapsing insert. Hangers for 3/8-16 threaded components can then be installed by hand. **1/4-20 threaded components can be installed directly into the collapsed insert.**



HangerMate® Threaded Rod Anchoing System EZH155 Anchors



head cross-drilled to accept 1/4-20 threaded rod components

#3 self-drilling point

Features & Benefits

- Cross- drilled and tapped for attaching 1/4-20 threaded components to steel
- Solid, one piece cold formed part; head cannot spin off or unscrew from body
- #3 self-drilling point for steel thicknesses of .060 – .250"

Performance Values for EZG155 Anchor

Steel Thickness	Average Ultimate Value (lbs)
0.062"	1739
0.074"	1944
0.104"	2420
0.111"	2570
0.189"	2809
0.248"	2809

1. The loads indicated above are average ultimate values achieved under laboratory conditions and appropriate safety factors should be applied for design purposes.
2. NFPA (National Fire Protection Assoc.) minimum fastening requirements are five times the weight of a 15 ft section of water-filled pipe plus 250 lbs. This is 1475 lbs. for 4" pipe.
3. All test values were obtained using 3/8-16 rod. When 1/4-20 rod is used, the strength of the rod may be less than the pull-out values of the anchors.
4. Loads were determined by testing products in the orientation for which they were designed to be used. End-drilled parts were pulled in line with the anchor's axis while cross-drilled parts were tested with the force perpendicular to the axis.

EZH155 HangerMate® Anchors

Application Material:

Steel .060" – .250"

Specification:

1/4" shank diameter, one-piece anchor with cross-drilled head to accept 1/4-20 threaded rod and components, #3 self-drilling point and self-tapping threads

UL Listings and FM Approvals:

None (1/4-20 rod not used for sprinkler applications)

Head Style:

9/16" diameter head cross-drilled and tapped to accept 1/4-20 threaded components

Head Height

3/4"

Drive Hex Size:

1/2" across flats

Shank Length:

1"

Shank Threads:

1/4-20 self-tapping

Point Type:

#3 self-drilling

Material & Heat Treat:

Carbon steel (AISI C10B21) case hardened and tempered

Finish:

Zinc plated per ASTM B633 Type II Class 5

Installation Tools:

HangerMate® drive socket: EZE215 with safety set feature; automatically disengages when anchor is seated

Recommended power tool: Contractor-grade screw gun; 12 volt min. cordless or 4.5 amp min. corded tool 1300 – 2000 rpm

HangerMate® Threaded Rod Anchoring System EZH455 Anchors



head cross-drilled
to accept 3/8-16
threaded rod
components

#2 self-
drilling
point

Features & Benefits

- Cross-drilled and tapped for attaching 3/8-16 threaded components to steel
- Solid, one piece cold formed part; head cannot spin off or unscrew from body
- #2 self-drilling point for steel which provides increased pull-out in thinner material thicknesses of .060" – .125"

EZH455 HangerMate® Anchors

Application Material:

Steel .060" – .125"

Specification:

1/4" shank diameter, one-piece anchor with cross-drilled head to accept 3/8-16 threaded rod and components, #2 self-drilling point and self-tapping threads

UL Listings and FM Approvals:

None

Head Style:

9/16" diameter head cross-drilled and tapped to accept 3/8-16 threaded components

Head Height

3/4"

Drive Hex Size:

1/2" across flats

Shank Length:

1"

Shank Threads:

3/8-16 self-tapping

Point Type:

#2 self-drilling

Material & Heat Treat:

Carbon steel (AISI C10B21) case hardened and tempered

Finish:

Zinc plated per ASTM B633 Type II Class 5

Installation Tools:

HangerMate® drive socket: EZE215 with safety set feature; automatically disengages when anchor is seated

Recommended power tool: Contractor-grade screw gun; 12 volt min. cordless or 4.5 amp min. corded tool
1300 – 2000 rpm

Performance Values for EZG455 Anchor

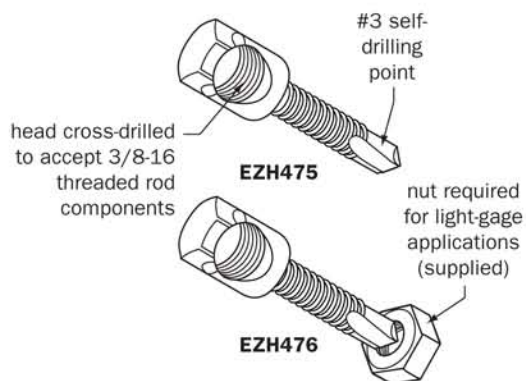
Steel Thickness	Average Ultimate Value (lbs)
0.062"	1860
0.074"	2071
0.104"	2516
0.111"	2606
0.189"	N/A
0.248"	N/A

1. The loads indicated above are average ultimate values achieved under laboratory conditions and appropriate safety factors should be applied for design purposes.

2. NFPA (National Fire Protection Assoc.) minimum fastening requirements are five times the weight of a 15 ft section of water-filled pipe plus 250 lbs. This is 1475 lbs. for 4" pipe.

3. Loads were determined by testing products in the orientation for which they were designed to be used. End-drilled parts were pulled in line with the anchor's axis while cross-drilled parts were tested with the force perpendicular to the axis.

HangerMate® Threaded Rod Anchoring System EZH475 & EZH476 Anchors



Features & Benefits

- Cross-drilled and tapped for attaching 3/8-16 threaded components to steel
- Solid, one piece cold formed part; head cannot spin off or unscrew from body
- #3 self-drilling point for steel thicknesses of .060 – 250"
- EZH476 includes backing nuts which greatly improves pullout values in thin material and are required to meet UL requirements

Performance Values for EZG475 Anchor (no nut)

Steel Thickness	Average Ultimate Value (lbs)
0.062"	1739
0.074"	1944
0.104"	2420
0.111"	2570
0.189"	2809
0.248"	2809

Performance Values for EZG476 Anchor (with nut)

Steel Thickness	Average Ultimate Value (lbs)
0.062"	2756
0.074"	2753
0.104"	2809
0.111"	2809
0.189"	2809
0.248"	2809

1. The loads indicated above are average ultimate values achieved under laboratory conditions and appropriate safety factors should be applied for design purposes.

2. NFPA (National Fire Protection Assoc.) minimum fastening requirements are five times the weight of a 15 ft section of water-filled pipe plus 250 lbs. This is 1475 lbs. for 4" pipe.

3. Loads were determined by testing products in the orientation for which they were designed to be used. End-drilled parts were pulled in line with the anchor's axis while cross-drilled parts were tested with the force perpendicular to the axis.

EZH475 & EZH476 HangerMate® Anchors

Application Material:

Steel .060" – .250"

Specification:

1/4" shank diameter, one-piece anchor with cross-drilled head to accept 3/8-16 threaded rod and components, #3 self-drilling point and self-tapping threads

UL Listings and FM Approvals:

- EZH475: None
- EZH476 (with nuts) is UL listed and FM approved for 4" pipe in 16 gage steel (0.060")

Head Style:

9/16" diameter head cross-drilled and tapped to accept 3/8-16 threaded components

Head Height

3/4"

Drive Hex Size:

1/2" across flats

Shank Length:

1"

Shank Threads:

3/8-16 self-tapping

Point Type:

#3 self-drilling

Material & Heat Treat:

Carbon steel (AISI C10B21) case hardened and tempered

Finish:

Zinc plated per ASTM B633 Type II Class 12

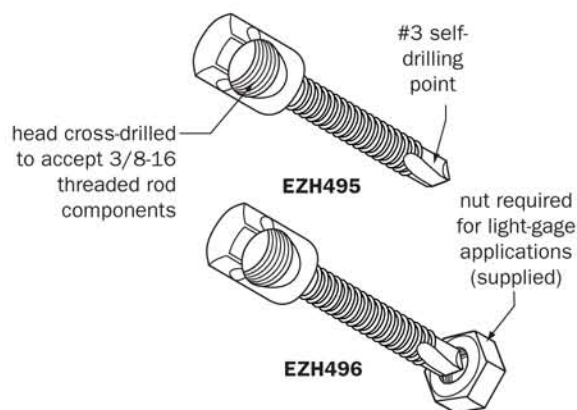
Installation Tools:

HangerMate® drive socket: EZE215 with safety set feature; automatically disengages when anchor is seated

Recommended power tool: Contractor-grade screw gun; 12 volt min. cordless or 4.5 amp min. corded tool
1300 – 2000 rpm

HangerMate® Threaded Rod Anchoring System

EZH495 & EZH496 Anchors



EZH495 & EZH496 HangerMate® Anchors

Application Material:

Steel .060" – .250"

Specification:

1/4" shank diameter, one-piece anchor with end-drilled head to accept 3/8-16 threaded rod and components, #3 self-drilling point and self-tapping threads

UL Listings and FM Approvals:

- EZH495: None
- EZH496 (with nuts) is UL listed and FM approved for 4" pipe in 16 gage steel (0.060")

Head Style:

9/16" diameter head cross-drilled and tapped to accept 3/8-16 threaded components

Head Height

3/4"

Drive Hex Size:

1/2" across flats

Shank Length:

1-1/2"

Shank Threads:

3/8-16 self-tapping

Point Type:

#3 self-drilling

Material & Heat Treat:

Carbon steel (AISI C10B21) case hardened and tempered

Finish:

Zinc plated per ASTM B633 Type II Class 12

Installation Tools:

HangerMate® drive socket: EZE215 with safety set feature; automatically disengages when anchor is seated

Recommended power tool: Contractor-grade screw gun; 12 volt min. cordless or 4.5 amp min. corded tool
1300 – 2000 rpm

Features & Benefits

- Cross-drilled and tapped for attaching 3/8-16 threaded components to steel
- Solid, one piece cold formed part; head cannot spin off or unscrew from body
- #3 self-drilling point for steel thicknesses of .060 – .250"
- EZH496 includes backing nuts which greatly improves pullout values in thin material and are required to meet UL requirements

Performance Values for EZH495 Anchor (no nut)

Steel Thickness	Average Ultimate Value (lbs)
0.062"	1739
0.074"	1944
0.104"	2420
0.111"	2570
0.189"	2809
0.248"	2809

Performance Values for EZH496 Anchor (with nut)

Steel Thickness	Average Ultimate Value (lbs)
0.062"	2756
0.074"	2753
0.104"	2809
0.111"	2809
0.189"	2809
0.248"	2809

1. The loads indicated above are average ultimate values achieved under laboratory conditions and appropriate safety factors should be applied for design purposes.

2. NFPA (National Fire Protection Assoc.) minimum fastening requirements are five times the weight of a 15 ft section of water-filled pipe plus 250 lbs. This is 1475 lbs. for 4" pipe.

3. Loads were determined by testing products in the orientation for which they were designed to be used. End-drilled parts were pulled in line with the anchor's axis while cross-drilled parts were tested with the force perpendicular to the axis.

HangerMate® Threaded Rod Anchoring System EZH515 & EZH516 Anchors

EZH515 & EZH516 HangerMate® Anchors

Application Material:

Steel .187" – .500"

Specification:

1/4" shank diameter, one-piece anchor with cross-drilled head to accept 3/8-16 threaded rod and components, #5 self-drilling point and self-tapping threads

UL Listings and FM Approvals:

- EZH515: None
- EZH516 (with nuts) is UL listed and FM approved for 4" pipe in 16 gage steel (0.060")

Head Style:

9/16" diameter head cross-drilled and tapped to accept 3/8-16 threaded components

Head Height

3/4"

Drive Hex Size:

1/2" across flats

Shank Length:

1"

Shank Threads:

1/4-20 self-tapping

Point Type:

#5 self-drilling

Material & Heat Treat:

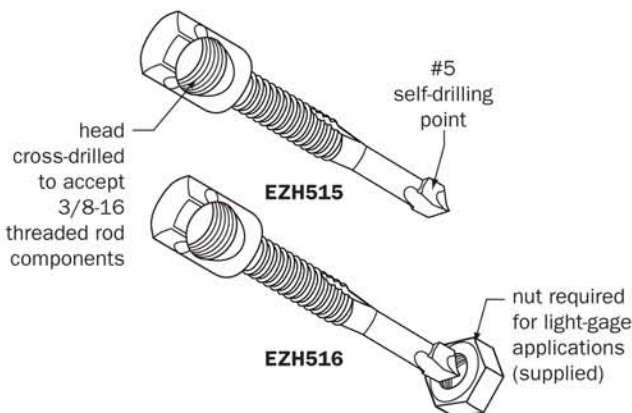
Carbon steel (AISI C10B21) case hardened and tempered

Finish:

Zinc plated per ASTM B633 Type II Class 12

Installation Tools:

- HangerMate® drive socket: EZE215 with safety set feature; automatically disengages when anchor is seated
- Recommended power tool: Contractor-grade screw gun; 12 volt min. cordless or 4.5 amp min. corded tool 1300 – 2000 rpm



Features & Benefits

- Cross-drilled and tapped for attaching 3/8-16 threaded components to steel
- Solid, one piece cold formed part; head cannot spin off or unscrew from body
- #5 self-drilling point for steel is designed for thicknesses of .187" – .500" but can be used with backing nuts in thinner applications
- EZH516 includes backing nuts which are required to meet UL requirements

Performance Values for EZH515 Anchor (no nut)

Steel Thickness	Average Ultimate Pull-Out Value (lbs)
0.062" - 0.111"	N/A
0.189"	3529
0.248"	3529

Performance Values for EZG516 Anchor (with nut)

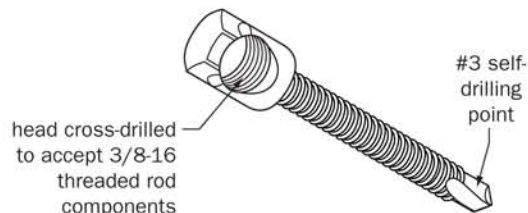
Steel Thickness	Average Ultimate Pull-Out Value (lbs)
0.062"	2756
0.074"	2753
0.104"	2809
0.111"	2809
0.189"	2809
0.248"	2809

1. The loads indicated above are average ultimate values achieved under laboratory conditions and appropriate safety factors should be applied for design purposes.

2. NFPA (National Fire Protection Assoc.) minimum fastening requirements are five times the weight of a 15 ft section of water-filled pipe plus 250 lbs. This is 1475 lbs. for 4" pipe.

3. Loads were determined by testing products in the orientation for which they were designed to be used. End-drilled parts were pulled in line with the anchor's axis while cross-drilled parts were tested with the force perpendicular to the axis.

HangerMate® Threaded Rod Anchoring System EZH535 Anchors



Features & Benefits

- Cross-drilled and tapped for attaching 3/8-16 threaded components to steel
- Solid, one piece cold formed part; head cannot spin off or unscrew from body
- #3 self-drilling point for steel thicknesses of .060 – .250"

Performance Values for EZG535 Anchor

Steel Thickness	Average Ultimate Value (lbs)
0.062"	2756
0.074"	2753
0.104"	2809
0.125"	2809
0.1875"	2809
0.250"	2809

1. The loads indicated above are average ultimate values achieved under laboratory conditions and appropriate safety factors should be applied for design purposes.
2. NFPA (National Fire Protection Assoc.) minimum fastening requirements are five times the weight of a 15 ft section of water-filled pipe plus 250 lbs. This is 1475 lbs. for 4" pipe.
3. Loads were determined by testing products in the orientation for which they were designed to be used. End-drilled parts were pulled in line with the anchor's axis while cross-drilled parts were tested with the force perpendicular to the axis.

EZH535 HangerMate® Anchors

Application Material:

Steel .060" – .250"

Specification:

1/4" shank diameter, one-piece anchor with end-drilled head to accept 3/8-16 threaded rod and components, #3 self-drilling point and self-tapping threads

UL Listings and FM Approvals:

None

Head Style:

9/16" diameter head cross-drilled and tapped to accept 3/8-16 threaded components

Head Height

3/4"

Drive Hex Size:

1/2" across flats

Shank Length:

2"

Shank Threads:

1/4-20 self-tapping

Point Type:

#3 self-drilling

Material & Heat Treat:

Carbon steel (AISI C10B21) case hardened and tempered

Finish:

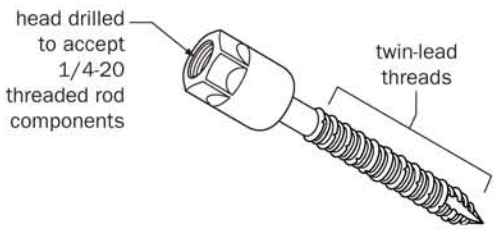
Zinc plated per ASTM B633 Type II Class 5

Installation Tools:

- HangerMate® drive socket: EZE215 with safety set feature; automatically disengages when anchor is seated
- Recommended power tool: Contractor-grade screw gun; 12 volt min. cordless or 4.5 amp min. corded tool 1300 – 2000 rpm



HangerMate® Threaded Rod Anchoring System EZG315 Anchors



Features & Benefits

- End-drilled and tapped for attaching 1/4-20 threaded components to wood
- Solid, one piece cold formed part; head cannot spin off or unscrew from body
- Type 17 point cuts threads into wood and wax coating reduces installation torque

Performance Values for EZG315 Anchor

Average Ultimate Value (lbs)		
Douglas Fir	Southern Pine	Hem Fir
2487	2162	1768

1. The loads indicated above are average ultimate values achieved under laboratory conditions and appropriate safety factors should be applied for design purposes.

2. NFPA (National Fire Protection Assoc.) minimum fastening requirements are five times the weight of a 15 ft section of water-filled pipe plus 250 lbs. This is 1475 lbs. for 4" pipe.

3. All test values were obtained using 3/8-16 rod. When 1/4-20 rod is used, the strength of the rod may be less than the pull-out values of the anchors.

4. Loads were determined by testing products in the orientation for which they were designed to be used. End-drilled parts were pulled in line with the anchor's axis while cross-drilled parts were tested with the force perpendicular to the axis.

EZG315 HangerMate® Anchors

Application Material:
Wood

Specification:
5/16" threaded shank diameter, one-piece anchor with high-low, waxed threads, Type 17 point and end-drilled head to accept 1/4-20 threaded rod components

UL Listings and FM Approvals:
None; 1/4-20 threaded rod not used for sprinkler applications

Head Style:
3/4" high, 9/16" diameter head end-drilled and tapped to accept 1/4-20 threaded components

Drive Hex Size:
1/2" across flats

Shank Length:
2-1/4"

Shank Threads:
5/16-14 high-low threads (waxed)

Point Type:
Type 17 (waxed) with shank slot

Material & Heat Treat
Carbon steel (AISI C10B21); no heat treat

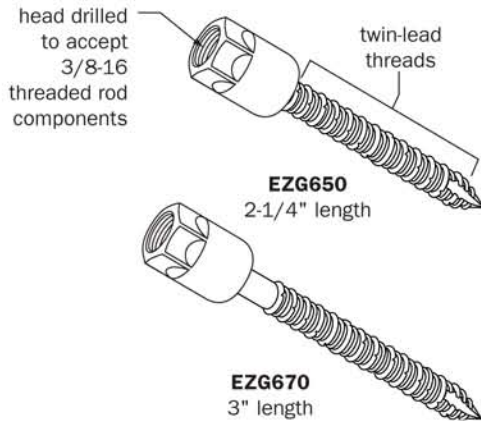
Finish:
Zinc plated per ASTM B633 Type II Class 5

- Installation Tools:**
- HangerMate® drive socket: EZE215 with safety set feature; automatically disengages when anchor is seated.
 - Recommended power tool: Contractor-grade screw gun; 12 volt min. cordless or 6 amp. corded tool.
 - In most applications, a pre-drilled hole is not needed. In exceptionally hard wood, drill hole only to minimum size required.



HangerMate® Threaded Rod Anchoring System

EZG650 & EZG670 Anchors



Features & Benefits

- End-drilled and tapped for attaching 3/8-16 threaded components to wood
- Solid, one piece cold formed part; head cannot spin off or unscrew from body
- Type 17 point cuts threads into wood and wax coating reduces installation torque

Performance Values for EZG650 & EZG670 Anchors

Average Ultimate Value (lbs)

Douglas Fir	Southern Pine	Hem Fir
2487	2162	1768

1. The loads indicated above are average ultimate values achieved under laboratory conditions and appropriate safety factors should be applied for design purposes.
2. NFPA (National Fire Protection Assoc.) minimum fastening requirements are five times the weight of a 15 ft section of water-filled pipe plus 250 lbs. This is 1475 lbs. for 4" pipe.
3. Loads were determined by testing products in the orientation for which they were designed to be used. End-drilled parts were pulled in line with the anchor's axis while cross-drilled parts were tested with the force perpendicular to the axis.

EZG650 & EZG670 HangerMate® Anchors

Application Material:

Wood

Specification:

5/16" threaded shank diameter, one-piece anchor with high-low, waxed threads, Type 17 point and end-drilled head to accept 3/8-16 threaded rod components

UL Listings and FM Approvals:

Both styles cULus Listed and FM approved for pipe up to 4"

Head Style:

3/4" high, 9/16" diameter head end-drilled and tapped to accept 3/8-16 threaded components

Drive Hex Size:

1/2" across flats

Shank Length:

EZG650: 2-1/4"

EZG670: 3"

Shank Threads:

5/16-14 high-low threads (waxed)

Point Type:

Type 17 (waxed) with shank slot

Material & Heat Treat

Carbon steel (AISI C10B21); no heat treat

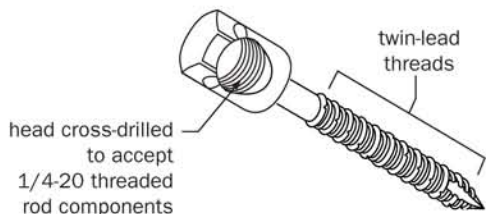
Finish:

Zinc plated per ASTM B633 Type II Class 12

Installation Tools:

- HangerMate® drive socket: EZE215 with safety set feature; automatically disengages when anchor is seated
- Recommended power tool: Contractor-grade screw gun; 12 volt min. cordless or 6 amp. corded tool
- In most applications, a pre-drilled hole is not needed. In exceptionally hard wood, drill hole only to minimum size required.

HangerMate® Threaded Rod Anchoring System EZH320 Anchors



Features & Benefits

- Cross-drilled and tapped for attaching 1/4-20 threaded components to wood
- Solid, one piece cold formed part; head cannot spin off or unscrew from body
- Type 17 point cuts threads into wood and wax coating reduces installation torque

Performance Values for EZH320 Anchor

Average Ultimate Value (lbs)		
Douglas Fir	Southern Pine	Hem Fir
1801	1460	1451

1. The loads indicated above are average ultimate values achieved under laboratory conditions and appropriate safety factors should be applied for design purposes.
2. NFPA (National Fire Protection Assoc.) minimum fastening requirements are five times the weight of a 15 ft section of water-filled pipe plus 250 lbs. This is 1475 lbs. for 4" pipe.
3. All test values were obtained using 3/8-16 rod. When 1/4-20 rod is used, the strength of the rod may be less than the pull-out values of the anchors.
4. Loads were determined by testing products in the orientation for which they were designed to be used. End-drilled parts were pulled in line with the anchor's axis while cross-drilled parts were tested with the force perpendicular to the axis.

EZH320 HangerMate® Anchors

Application Material:

Wood

Specification:

5/16" threaded shank diameter, one-piece anchor with high-low, waxed threads, Type 17 point and cross-drilled head to accept 1/4-20 threaded rod components

UL Listings and FM Approvals:

None; 1/4-20 threaded rod not used for sprinkler applications

Head Style:

3/4" high, 9/16" diameter head cross-drilled and tapped to accept 1/4-20 threaded components

Drive Hex Size:

1/2" across flats

Shank Length:

2-1/4"

Shank Threads:

5/16-14 high-low threads (waxed)

Point Type:

Type 17 (waxed) with shank slot

Material & Heat Treat

Carbon steel (AISI C10B21); no heat treat

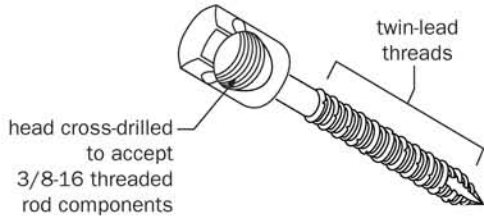
Finish:

Zinc plated per ASTM B633 Type II Class 5

Installation Tools:

- HangerMate® drive socket: EZE215 with safety set feature; automatically disengages when anchor is seated
- Recommended power tool: Contractor-grade screw gun; 12 volt min. cordless or 6 amp. corded tool
- In most applications, a pre-drilled hole is not needed. In exceptionally hard wood, drill hole only to minimum size required.

HangerMate® Threaded Rod Anchoring System EZH665 Anchors



Features & Benefits

- Cross-drilled and tapped for attaching 3/8-16 threaded components to wood
- Solid, one piece cold formed part; head cannot spin off or unscrew from body
- Type 17 point cuts threads into wood and wax coating reduces installation torque

Performance Values for EZH665 Anchor

Average Ultimate Value (lbs)

Douglas Fir	Southern Pine	Hem Fir
1801	1460	1451

EZH665 HangerMate® Anchors

Application Material:

Wood

Specification:

5/16" threaded shank diameter, one-piece anchor with high-low, waxed threads, Type 17 point and cross-drilled head to accept 3/8-16 threaded rod components

UL Listings and FM Approvals:

- cULus Listed for pipe up to 3-1/2" diameter

Head Style:

3/4" high, 9/16" diameter head cross-drilled and tapped to accept 3/8-16 threaded components

Drive Hex Size:

1/2" across flats

Shank Length:

2-1/4"

Shank Threads:

5/16-14 high-low threads (waxed)

Point Type:

Type 17 (waxed) with shank slot

Material & Heat Treat

Carbon steel (AISI C10B21); no heat treat

Finish:

Zinc plated per ASTM B633 Type II Class 12

Installation Tools:

- HangerMate® drive socket: EZE215 with safety set feature; automatically disengages when anchor is seated
- Recommended power tool: Contractor-grade screw gun; 12 volt min. cordless or 6 amp. corded tool
- In most applications, a pre-drilled hole is not needed. In exceptionally hard wood, drill hole only to minimum size required.

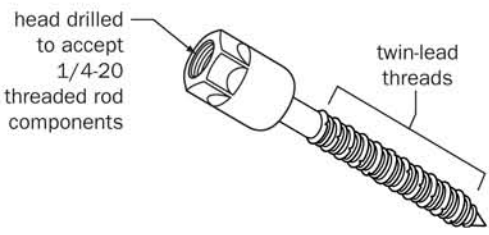
1. The loads indicated above are average ultimate values achieved under laboratory conditions and appropriate safety factors should be applied for design purposes.

2. NFPA (National Fire Protection Assoc.) minimum fastening requirements are five times the weight of a 15 ft section of water-filled pipe plus 250 lbs. This is 1475 lbs. for 4" pipe.

3. Loads were determined by testing products in the orientation for which they were designed to be used. End-drilled parts were pulled in line with the anchor's axis while cross-drilled parts were tested with the force perpendicular to the axis.



HangerMate® Threaded Rod Anchoring System EZG365 Anchors



Features & Benefits

- End-drilled and tapped for attaching 1/4-20 threaded components to concrete
- Solid, one piece cold formed part; head cannot spin off or unscrew from body
- Gimlet (tapered threads) point allows for easy starting in pre-drilled hole

Performance Values for EZG365 Anchor

Average Ultimate Value (lbs)
3650 PSI Concrete
2188

EZG365 HangerMate® Anchors

Application Material:

Concrete

Specification:

5/16" diameter, one-piece anchor with high-low thread, gimlet point and end-drilled head to accept 1/4-20 threaded rod components

UL Listings and FM Approvals:

None; 1/4-20 threaded rod not used for sprinkler applications

Head Style:

3/4" high, 9/16" diameter head end-drilled and tapped to accept 1/4-20 threaded components

Drive Hex Size:

1/2" across flats

Shank Length:

2-1/4"

Shank Threads:

5/16-14 high-low threads

Point Type:

Gimlet (threaded tapered)

Material & Heat Treat:

Carbon steel (AISI C10B21) case hardened and tempered

Finish:

Plating per ASTM B633 Type II Class 5

Installation Tools:

A 1/4" ANSI bit must be used to drill proper hole. Any brand bit may be used, but use of the EZE340 bit (for hammer drills) and EZE240 bit holder, or the EZE350 SDS bit (for rotary hammer drills), will provide more efficient installation. Both bit types allow the use of the EZE220 drive sleeve, which can be easily slipped over the drill bit and used to seat the anchors.

If non-hex bit (e.g. standard bit) is used, the EZE215 socket can be used to seat anchors.

1. The loads indicated above are average ultimate values achieved under laboratory conditions and appropriate safety factors should be applied for design purposes.

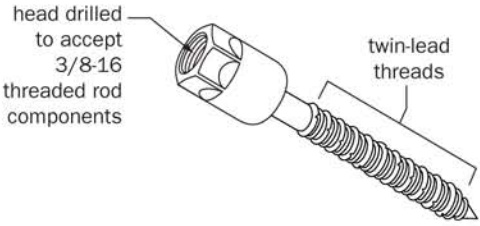
2. NFPA (National Fire Protection Assoc.) minimum fastening requirements are five times the weight of a 15 ft section of water-filled pipe plus 250 lbs. This is 1475 lbs. for 4" pipe.

3. All test values were obtained using 3/8-16 rod. When 1/4-20 rod is used, the strength of the rod may be less than the pull-out values of the anchors.

4. Loads were determined by testing products in the orientation for which they were designed to be used. End-drilled parts were pulled in line with the anchor's axis while cross-drilled parts were tested with the force perpendicular to the axis.



HangerMate® Threaded Rod Anchoring System EZG730 Anchors



Features & Benefits

- End-drilled and tapped for attaching 3/8-16 threaded components to concrete
- Solid, one piece cold formed part; head cannot spin off or unscrew from body
- Gimlet (tapered threads) point allows for easy starting in pre-drilled hole

Average Ultimate Value (lbs) 3650 PSI Concrete 2188

EZG730 HangerMate® Anchors

Application Material:
Concrete

Specification:
5/16" diameter, one-piece anchor with high-low thread, gimlet point and end-drilled head to accept 3/16-16 threaded rod components

UL Listings and FM Approvals:
FM-approved for pipe up to 4" diameter

Head Style:
3/4" high, 9/16" diameter head end-drilled and tapped to accept 3/8-16 threaded components

Drive Hex Size:
1/2" across flats

Shank Length:
2-1/4"

Shank Threads:
5/16-14 high-low threads

Point Type:
Gimlet (threaded tapered)

Material & Heat Treat:
Carbon steel (AISI C10B21) case hardened and tempered

Finish:
Plating per ASTM B633 Type II Class 5

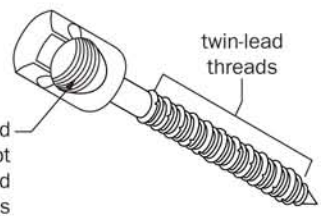
Installation Tools:
A 1/4" ANSI bit must be used to drill proper hole. Any brand bit may be used, but use of the EZE340 bit (for hammer drills) and EZE240 bit holder, or the EZE350 SDS bit (for rotary hammer drills), will provide more efficient installation. Both bit types allow the use of the EZE220 drive sleeve, which can be easily slipped over the drill bit and used to seat the anchors.

If non-hex bit (e.g. standard bit) is used, the EZE215 socket can be used to seat anchors.

1. The loads indicated above are average ultimate values achieved under laboratory conditions and appropriate safety factors should be applied for design purposes.
2. NFPA (National Fire Protection Assoc.) minimum fastening requirements are five times the weight of a 15 ft section of water-filled pipe plus 250 lbs. This is 1475 lbs. for 4" pipe.
3. Loads were determined by testing products in the orientation for which they were designed to be used. End-drilled parts were pulled in line with the anchor's axis while cross-drilled parts were tested with the force perpendicular to the axis.



HangerMate® Threaded Rod Anchoring System EZH370 Anchors



Features & Benefits

- Cross-drilled and tapped for attaching 1/4-20 threaded components to concrete
- Solid, one piece cold formed part; head cannot spin off or unscrew from body
- Gimlet (tapered threads) point allows for easy starting in pre-drilled hole

Average Ultimate Value (lbs) 3650 PSI Concrete 2188

EZH370 HangerMate® Anchors

Application Material:
Concrete

Specification:
5/16" diameter, one-piece anchor with high-low thread, gimlet point and cross-drilled head to accept 1/4-20 threaded rod components

UL Listings and FM Approvals:
None; 1/4-20 threaded rod not used for sprinkler applications

Head Style:
3/4" high, 9/16" diameter head cross-drilled and tapped to accept 1/4-20 threaded components

Drive Hex Size:
1/2" across flats

Shank Length:
2-1/4"

Shank Threads:
5/16-14 high-low threads

Point Type:
Gimlet (threaded tapered)

Material & Heat Treat:
Carbon steel (AISI C10B21) case hardened and tempered

Finish:
Plating per ASTM B633 Type II Class 5

Installation Tools:
A 1/4" ANSI bit must be used to drill proper hole. Any brand bit may be used, but use of the EZE340 bit (for hammer drills) and EZE240 bit holder, or the EZE350 SDS bit (for rotary hammer drills), will provide more efficient installation. Both bit types allow the use of the EZE220 drive sleeve, which can be easily slipped over the drill bit and used to seat the anchors.

If non-hex bit (e.g. standard bit) is used, the EZE215 socket can be used to seat anchors.

1. The loads indicated above are average ultimate values achieved under laboratory conditions and appropriate safety factors should be applied for design purposes.

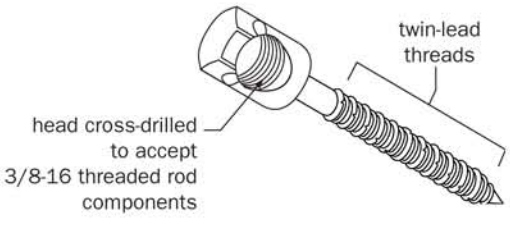
2. NFPA (National Fire Protection Assoc.) minimum fastening requirements are five times the weight of a 15 ft section of water-filled pipe plus 250 lbs. This is 1475 lbs. for 4" pipe.

3. All test values were obtained using 3/8-16 rod. When 1/4-20 rod is used, the strength of the rod may be less than the pull-out values of the anchors.

4. Loads were determined by testing products in the orientation for which they were designed to be used. End-drilled parts were pulled in line with the anchor's axis while cross-drilled parts were tested with the force perpendicular to the axis.



HangerMate® Threaded Rod Anchoring System EZH735 Anchors



Features & Benefits

- Cross-drilled and tapped for attaching 3/8-16 threaded components to concrete
- Solid, one piece cold formed part; head cannot spin off or unscrew from body
- Gimlet (tapered threaded) point allows for easy starting in pre-drilled hole

Performance Values for EZH735 Anchor

Average Ultimate Value (lbs)
3650 PSI Concrete
2188

EZH735 HangerMate® Anchors

Application Material:
Concrete

Specification:
5/16" diameter, one-piece anchor with high-low thread, gimlet point and cross-drilled head to accept 3/16-16 threaded rod components

UL Listings and FM Approvals:
FM-approved for pipe up to 4" in diameter

Head Style:
3/4" high, 9/16" diameter head cross-drilled and tapped to accept 3/16-16 threaded components

Drive Hex Size:
1/2" across flats

Shank Length:
2-1/4"

Shank Threads:
5/16-14 high-low threads

Point Type:
Gimlet (threaded tapered)

Material & Heat Treat:
Carbon steel (AISI C10B21) case hardened and tempered

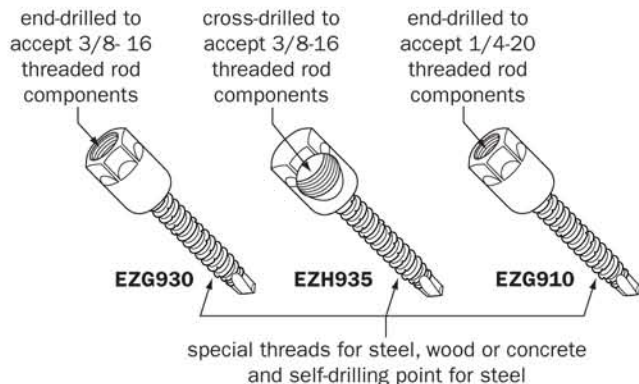
Finish:
Plating per ASTM B633 Type II Class 5

Installation Tools:
A 1/4" ANSI bit must be used to drill proper hole. Any brand bit may be used, but use of the EZE340 bit (for hammer drills) and EZE240 bit holder, or the EZE350 SDS bit (for rotary hammer drills), will provide more efficient installation. Both bit types allow the use of the EZE220 drive sleeve, which can be easily slipped over the drill bit and used to seat the anchors.

If non-hex bit (e.g. standard bit) is used, the EZE215 socket can be used to seat anchors.

1. The loads indicated above are average ultimate values achieved under laboratory conditions and appropriate safety factors should be applied for design purposes.
2. NFPA (National Fire Protection Assoc.) minimum fastening requirements are five times the weight of a 15 ft section of water-filled pipe plus 250 lbs. This is 1475 lbs. for 4" pipe.
3. Loads were determined by testing products in the orientation for which they were designed to be used. End-drilled parts were pulled in line with the anchor's axis while cross-drilled parts were tested with the force perpendicular to the axis.

HangerMate® MP (Multi-Purpose) Threaded Rod Anchors EZG930, EZH935 & EZG910



EZG930, EZH935 & EZG910 HangerMate® Anchors

Application Material:
Steel, wood or concrete

Specification:
1/4" diameter, one-piece anchor with self-drilling point and end-drilled head to accept 3/8-16 threaded rod components

Head Style:
Drilled and tapped to accept 3/8-16 threaded components

Thread Size:
1/4-10

Length Under Head:
2"

Point Type:
Self-drilling

Material & Heat Treat:
Carbon steel (AISI C10B21) case hardened and tempered

Finish:
Plating per ASTM B633 Type II Class 12

Installation Tools:

In wood:

- HangerMate® drive socket: EZE215 with safety set feature; automatically disengages when anchor is seated
- Recommended power tool: Contractor-grade screw gun; 12 volt min. cordless or 6 amp. corded tool
- In most applications, a pre-drilled hole is not needed. In exceptionally hard wood, drill hole only to minimum size required.

In concrete:

- A 7/32" ANSI bit must be used to drill proper hole. Any brand bit may be used, but use of the EZE340 bit (for hammer drills) and EZE240 bit holder, or the EZE350 SDS bit (for rotary hammer drills), will provide more efficient installation. Both bit types allow the use of the EZE220 drive sleeve, which can be easily slipped over the drill bit and used to seat the anchors.

In steel:

- HangerMate® drive socket: EZE215 with safety set feature; automatically disengages when anchor is seated
- Recommended power tool: Contractor-grade screw gun; 12 volt min. cordless or 4.5 amp min. corded tool 1300 – 2000 rpm

Features & Benefits

- One anchor design for use in steel, wood or concrete; no need to carry separate parts for these different materials
- Two products end-drilled and tapped for attaching 1/4-20 (EZG910) or 3/8-16 (EZG930) threaded components to steel, wood or concrete
- One product (EZH935) cross-drilled to attach 3/8-16 threaded components to steel, wood or concrete
- Solid, one-piece cold formed part; head cannot spin off or unscrew from body
- Self-drilling point eliminates drilling operations in steel applications

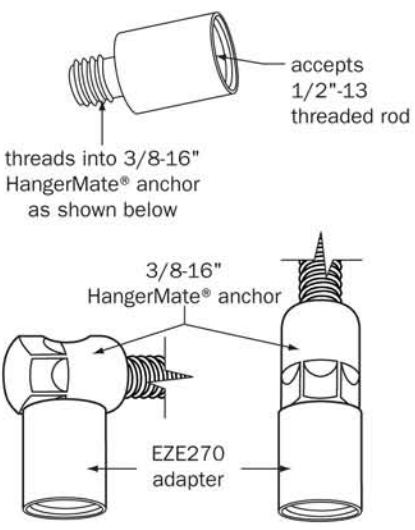
Performance Values – End-drilled Product Only

Average Ultimate Value (lbs)	
Application Material	Performance Values – End-drilled Products Only
Southern Pine	1541
16 ga. steel	880
14 ga. steel	1106
12 ga. steel	1754
1/8" steel	2505
Concrete (3300 psi)	2933

1. The loads indicated above are average ultimate values achieved under laboratory conditions and appropriate safety factors should be applied for design purposes.
2. NFPA (National Fire Protection Assoc.) minimum fastening requirements are five times the weight of a 15 ft section of water-filled pipe plus 250 lbs. This is 1475 lbs. for 4" pipe.
3. All test values were obtained using 3/8-16 rod. When 1/4-20 rod is used, the strength of the rod may be less than the pull-out values of the anchors.
4. Loads were determined by testing products in the orientation for which they were designed to be used.



HangerMate® Threaded Rod Adapter EZE270



Features & Benefits

- One-piece anchor threads into installed 3/8-16 HangerMate® anchors
- Head end-drilled and tapped to accept 1/2-13 threaded rod components
- No special tools required; simply install any 3/8" HangerMate® anchor as required, then thread EZE270 adapter into it by hand
- Use of adapter does not increase performance value of 3/8" HangerMate® anchor – check corresponding 3/8" anchor spec sheet for load-carrying capacity and add appropriate safety factor

EZE270 HangerMate® Adapter

Application Material:

Fits appropriate 3/8-16 HangerMate® anchor properly installed in steel, wood or concrete

Specification:

One-piece anchor with thread engineered for installation into 3/8-16 threaded rod anchors and head end-drilled to accept 1/2-13 threaded rod components

Head Style:

Drilled and tapped to accept 1/2-13 threaded components

Thread Size:

3/8-16

Material & Heat Treat:

Carbon steel (AISI C10B21) case hardened and tempered

Finish:

Plating per ASTM B633 Type II Class 12

Installation Tools:

Simply install any 3/8" HangerMate® anchor as required, then thread EZE270 adapter into it.

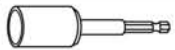


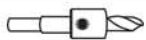



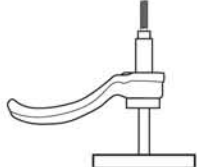

Use of adapter does not increase performance value of 3/8" HangerMate® anchor. Check corresponding 3/8" anchor spec sheet for load-carrying capacity and add appropriate safety factor.

Installation Instructions

HangerMate® Installation Tools

Genuine HangerMate® installation tool components, used with a contractor-grade screw gun, hammer drill or rotary hammer, install HangerMate® anchors quickly, easily and with single-hand cycling for reduced installer fatigue. HangerMate® installation tool components are designed specifically for installing HangerMate® anchors and operate as an installation system to deliver consistent and optimal results.

Installation Tools Selection Guide

	Elco Catalog No.	Description
	EZE215	Drive Socket
	EZE220	Drive Sleeve
	EZE240	Drill Bit Adapter Kit
	EZE320	Collared 25/64 Drill Bit
	EZE340	ANSI 1/4" Tanged Drill Bit for Hammer Drills
	EZE350	ANSI 1/4" SDS Drill Bit for Rotary Hammer Drills
	EZE360	7/32" Tanged Drill Bit for Hammer Drills
	EZE380	7/32" SDS Drill Bit for Rotary Hammer Drills
	EZE290	Tool for EZG580/EZG590/EZG600/EZG610 components (HangerMate® LG anchors)
	ELY100	Drill Bit Adapter for 7/32" drill bit



HangerMate® drill bits are engineered for accurate drilling in concrete applications.



EZE220 drive sleeve slips over drill bits to ease installation of HangerMate® anchors in concrete.

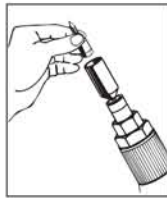


EZE290 tool speeds installation of HangerMate® LG anchors.

In Steel or Wood Applications*



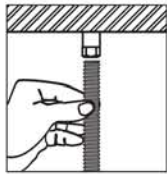
1. Insert HangerMate drive socket ZE215 into corded screw gun (min. 4.5 amps) or appropriate cordless screw gun.



2. Insert appropriate HangerMate anchor into drive socket.



3. HangerMate anchors drill their own holes in metal and wood applications so predrilling is unnecessary. Simply position the self-drilling point of the anchor at the intended point of installation and with the screw gun operating at approximately 1800 rpm, install the HangerMate anchor. The drive socket's SafetySet feature will set the anchor flush and then automatically disengage to prevent over-driving.



4. The HangerMate anchor is now installed and ready to accept a threaded rod or component.

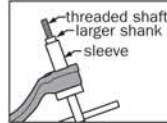
NOTE:

- As with all cutting tools and fasteners, normal safety precautions should be observed to avoid electrical installations, other utilities and reinforcement bars; careful use will provide the utmost safety and reliability.
- The wearing of safety glasses by users and persons in the vicinity is required by Federal Law.
- Shoulders of installed HangerMate® anchors must be flush to the metal, masonry or wood substrate materials. HangerMate anchors should not be subjected to vibratory or shock loads resulting from such applications as anchorings for reciprocating machinery, crane rails or hoists.
- Care should be taken to not damage HangerMate® anchors or the substrate into which they are installed when loading pipe, installing cable tray, or otherwise suspending components from HangerMate® anchors. Failure to do so may result in significant loss of holding power.
- Complete HangerMate® product information and technical application assistance is available from Elco Construction Products by calling 800-435-7213.

For Light-Gage Steel Applications



1. Drill a 25/64" hole in the steel using the EZE320 drill bit with stopping collar. Collar is designed to limit penetration, to reduce the risk of damaging the roof membrane in decking applications. Standard 25/64" bits can be used but care should be taken if a roof membrane could potentially be damaged.



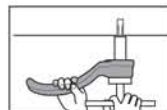
2. Using the EZE290 tool: Rotate tool shaft until threaded shaft is fully out of sleeve and unthreaded, larger shaft is slightly protruding from sleeve.



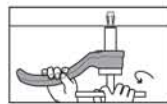
3. Thread collapsing insert onto threaded shaft until it hits larger shaft.



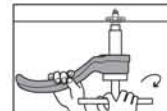
4. Rotate shaft clockwise until head of collapsing insert hits tool sleeve.



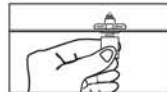
5. Insert collapsing insert fully into drilled 25/64" hole.



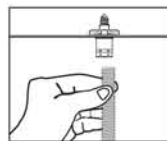
6. Turn shaft clockwise until firm resistance is felt. This should take 3 to 4 complete revolutions. Do not over-tighten or twist tool off-axis or threaded tip could break off.



7. Turn shaft counterclockwise to break threads of tool loose from insert. Remove tool by continuing counterclockwise rotation of shaft. It will take 7 to 8 revolutions to remove the tool. (NOTE: If insert spins while backing out, it is not fully installed. Re-apply clockwise motion with added force to fully collapse insert.)

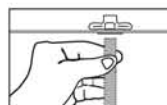


8. If installing 3/8"-16 threaded rod or other components*, screw in 3/8"-16 hanger until finger-tight. If desired, a 1/2" hex drive socket in a power tool can be used to more quickly install hanger. BE CAREFUL NOT TO CROSS-THREAD.



9. Thread 3/8"-16 rod* or other component into hanger.

*NOTE: If installing 1/4"-20 threaded rod or similar components, simply thread it directly into the collapsed insert. No other hanger is needed.

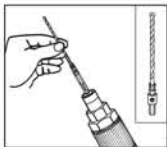


NOTE: Instructions for installing into concrete applications are on the following page.

HangerMate® Threaded Rod Anchoring System Installation Instructions



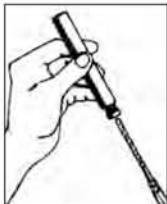
For Concrete Applications



1. Insert appropriate HangerMate carbide-tipped drill bit into hammer or rotary hammer drill. For SDS-drive drills, use Elco® drill bit ZE350; for keyed chuck-type drills, use Elco tanged bit ZE340 installed in adapter ZE240 (inset).



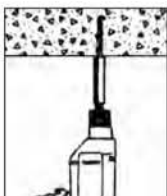
2. With the drill in the hammer mode, drill at least 2-1/2" into the concrete.



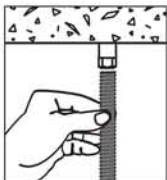
3. Slide ZE220 drive sleeve over drill bit, locking its internal hex recess with the hex collar of the drill bit.



4. Insert appropriate HangerMate anchor into the drive sleeve. Disengage hammer mode and engage drill-only mode.



5. Place tip of the HangerMate anchor into drilled hole and drive until the SafetySet feature seats the anchor and disengages.



6. The installed HangerMate anchor is now ready to accept a threaded rod or component. Successive installations are even easier. Simply remove the drive sleeve from the drill bit, drill hole(s) and repeat steps 3 through 5.

NOTE:

- As with all cutting tools and fasteners, normal safety precautions should be observed to avoid electrical installations, other utilities and reinforcement bars; careful use will provide the utmost safety and reliability.
- The wearing of safety glasses by users and persons in the vicinity is required by Federal Law.
- Shoulders of installed HangerMate® anchors must be flush to the metal, masonry or wood substrate materials. HangerMate anchors should not be subjected to vibratory or shock loads resulting from such applications as anchorings for reciprocating machinery, crane rails or hoists.
- Care should be taken to not damage HangerMate® anchors or the substrate into which they are installed when loading pipe, installing cable tray, or otherwise suspending components from HangerMate® anchors. Failure to do so may result in significant loss of holding power.
- Complete HangerMate® product information and technical application assistance is available from Elco Construction Products by calling 800-435-7213.

WARRANTY:

This literature was prepared as a summary of the HangerMate® threaded rod anchoring system from Elco Construction Products and is not, therefore, intended to describe all hazards, limitations, warnings, precautions, etc. pertaining to the use of the product. The information and data presented herein are believed to be accurate and reliable, however, due to the wide variety of possible intervening factors, the suitability of the product for the use intended is the sole responsibility of the user. Specifications and other information contained herein supersede all previously published material and are subject to change without notice.

All HangerMate® anchors are warranted to be manufactured free from defects in material and workmanship. Under this warranty, Elco Construction Products will provide, at no charge, replacement product for any HangerMate® anchors proven to be defective when installed in accordance with our published recommendations and in applications considered by us as suitable for this product. This warranty is in lieu of any and all warranties, expressed or implied, and in no case will Elco Construction Products be liable for incidental, liquidated or consequential damages.

